

Biotechnological screening of microalgal strains for biomass utilization

O. Mudimu¹, N. Rybalka^{1,2}, T. Bauersachs³, T. Friedl² and R. Schulz¹

¹Botanical Institute, Department of Plant Cell Physiology and Biotechnology, University of Kiel

² Albrecht-von-Haller Institute, Department of Experimental Phycology and Culture Collection of Algae (SAG), University of Göttingen


³ Institute of Geosciences, Department of Organic Geochemistry, University of Kiel



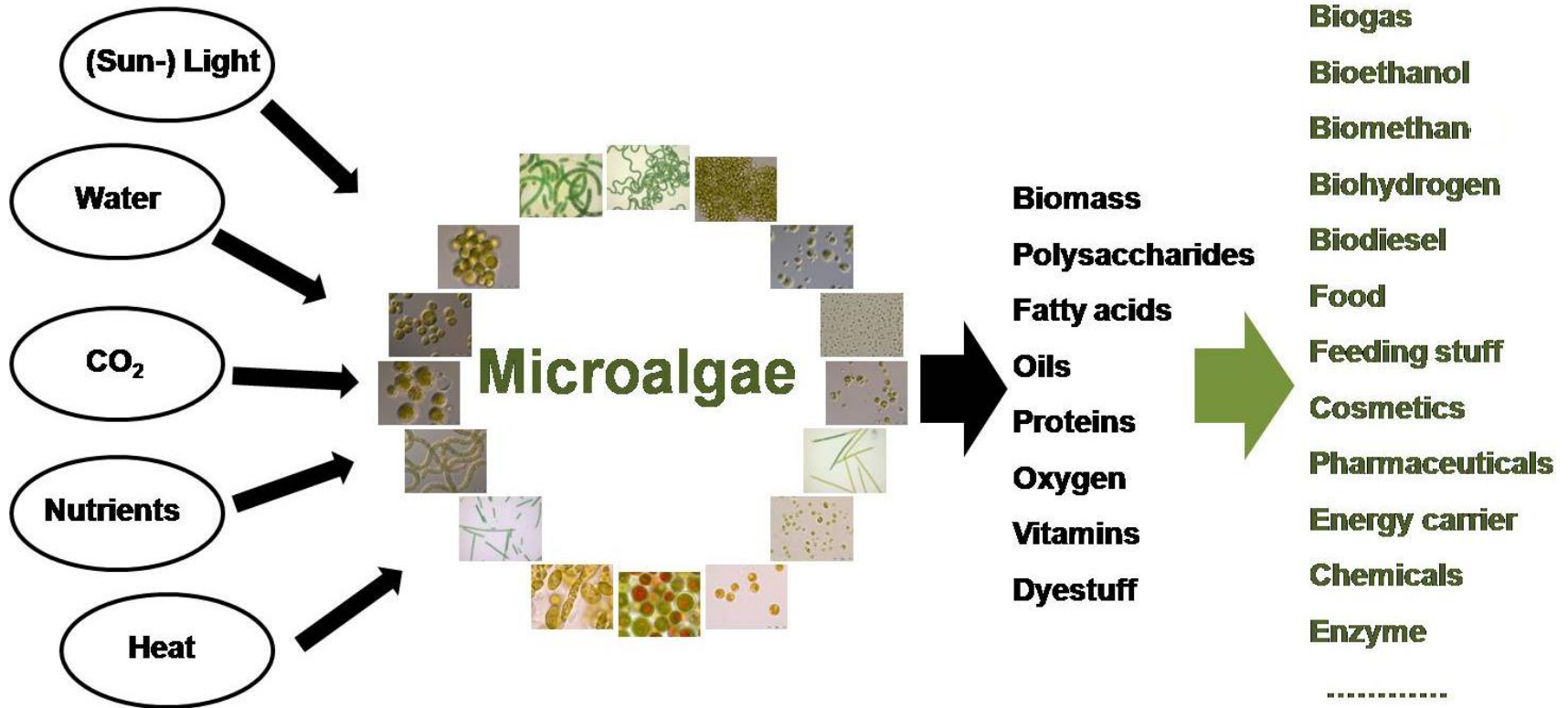
Georg-August-Universität Göttingen




biotechnological use of microalgae



Photosynthesis:



Microalgal species with high relevance for biotechnological applications




maximal 20 species are economically used

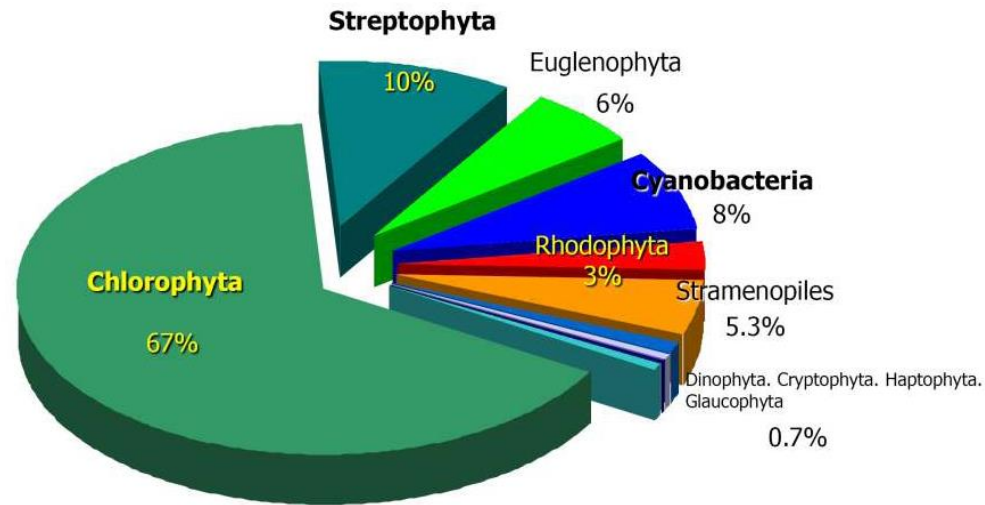
Species/group	Product	Application areas	Basins/reactors
<i>Spirulina platensis</i> /Cyanobacteria	Phycocyanin, biomass	Health food, cosmetics	Open ponds, natural lakes
<i>Chlorella vulgaris</i> /Chlorophyta	Biomass	Health food, food supplement, feed surrogates	Open ponds, basins, glass-tube PBR
<i>Dunaliella salina</i> /Chlorophyta	Carotenoids, β -carotene	Health food, food supplement, feed	Open ponds, lagoons
<i>Haematococcus pluvialis</i> /Chlorophyta	Carotenoids, astaxanthin	Health food, pharmaceuticals, feed additives	Open ponds, PBR
<i>Odontella aurita</i> /Bacillariophyta	Fatty acids	Pharmaceuticals, cosmetics, baby food	Open ponds
<i>Porphyridium cruentum</i> /Rhodophyta	Polysaccharides	Pharmaceuticals, cosmetics, nutrition	Tubular PBR
<i>Isochrysis galbana</i> /Chlorophyta	Fatty acids	Animal nutrition	Open ponds
<i>Phaedactylum tricornutum</i> /Bacillariohyta	Lipids, fatty acids	Nutrition, fuel production	Open ponds, basins
<i>Lyngbya majuscula</i> /Cyanobacteria	Immune modulators	Pharmaceuticals, nutrition	

Pulz and Gross, Appl. Microbiol. Biotechnol. (2004) 65: 635-648


Algal diversity at the Göttingen Culture Collection of Algae (SAG)



Presently, the SAG maintains over 2400 strains of living microalgae incl. cyanobacteria which represent 538 genera and 1424 species.



Algal diversity at the Göttingen Culture Collection of Algae (SAG)



In Göttingen (SAG)


- Over 50 different media
- Five different temperatures and diverse light intensities
- Slant agar and liquid media

For Kiel

- Four different standard media
- two different temperatures and one light intensity
- Liquid media (in 50 ml Erlenmeyer flask)




Cultivation of microalgae in Kiel



Cultivation in 2 l and 1 l glass bottles



Cultivation in 20 l glass bottles




Cultivation in 400 ml glass tubes




Cultivation in 30 l bioreactors



Cultivation in the Kiel fjord




Cultivation in 300 l open ponds



Cultivation in 4000 l open pond

Cultivation of microalgae in Kiel



Cultivation in 2 l and 1 l glass bottles



Cultivation in 20 l



30 l bioreactors



- Investigation for cheap culture media
- Use of sea water as culture media
- Development of a energy efficient harvesting technique in collaboration with:
Flensburg University applied sciences
Muthesius Academy of Fine Arts and Design
Paul Wiener (Botanical Institute, Dept . of Ecophysiology of plants, Prof. Bilger)



Papenburg 17 and 18 June 2015

Cultivation in the Kiel fjord




Cultivation in 300 l open ponds




Cultivation in 4000 l open pond

Analyses carried out



- Preselection of microalgae strains of SAG.
- Optimization of culturing conditions and biomass production.
- Analysis of biomass:
 - Biogas yield test (biogas plants)
 - Carbon dioxide absorption capacity
 - Measurement of hydrogenase activities
 - Antioxidants (Carotinoids and Tocopherol (Vitamin E))
 - Screening for compounds with antibacterial effect
 - Determination of total fat content and fatty acid composition
- Development of energy efficient harvesting technique

Biogas yield test from microalgae



Biomass production



Harvest and conservation of biomass for digestion



Fermentation



Flensburg University applied sciences (AG Prof. Jens Born)

End products

Biogas

Ca. 70 % Methan

Digestate

Biodiversity
Culture condition
(Heat, light, water, Nutrients and CO₂)
Harvesting time

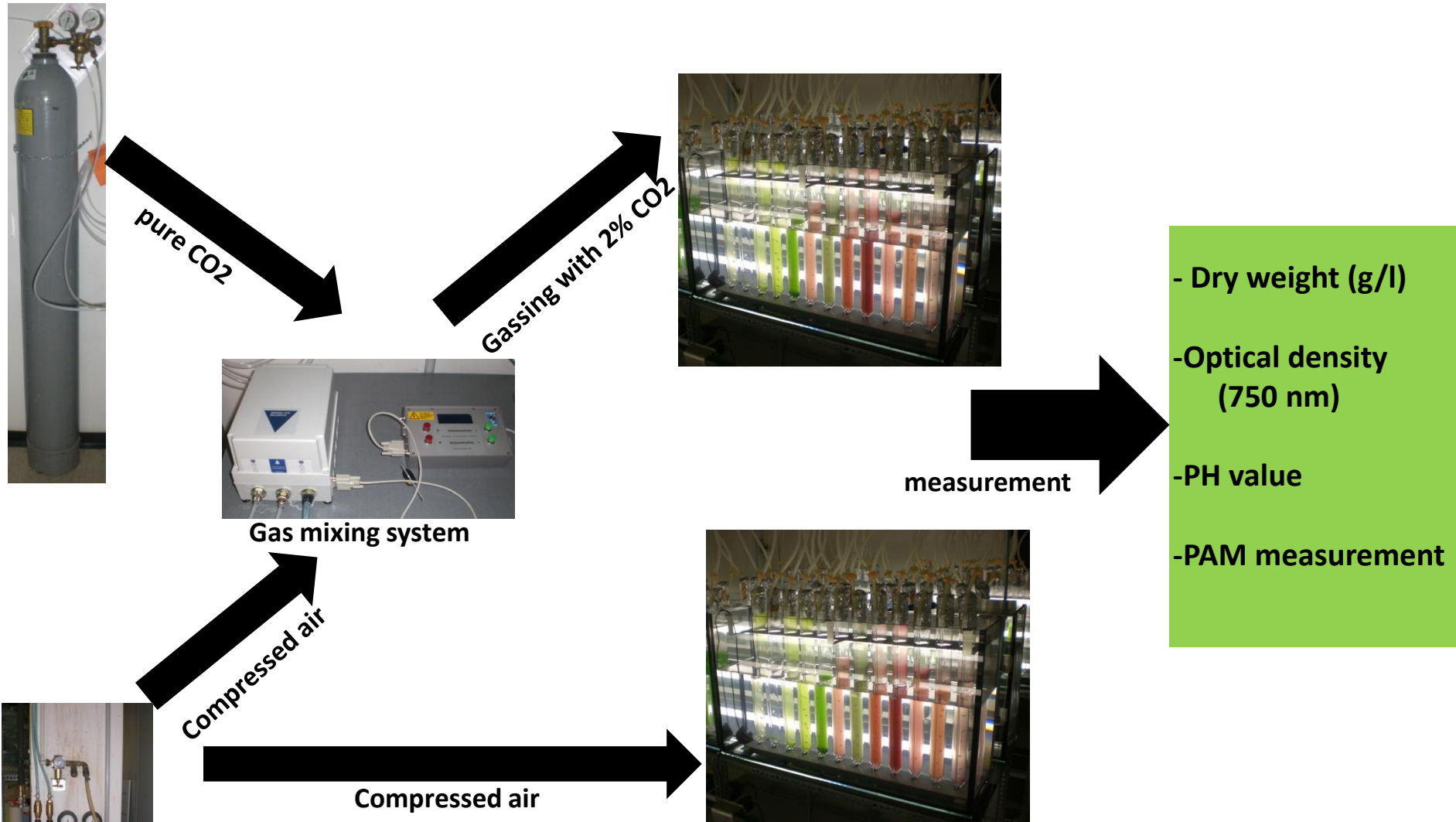

Harvest technology
(centrifugation)
Conservation
(at - 20 °C)

Fermentation technology
Substrate decomposition
(biomass and Sewage sludge, ca. 4 weeks)
environmental conditions
(temperature, PH value)

Biomass production and biogas yield of microalgae and cyanobacteria strains

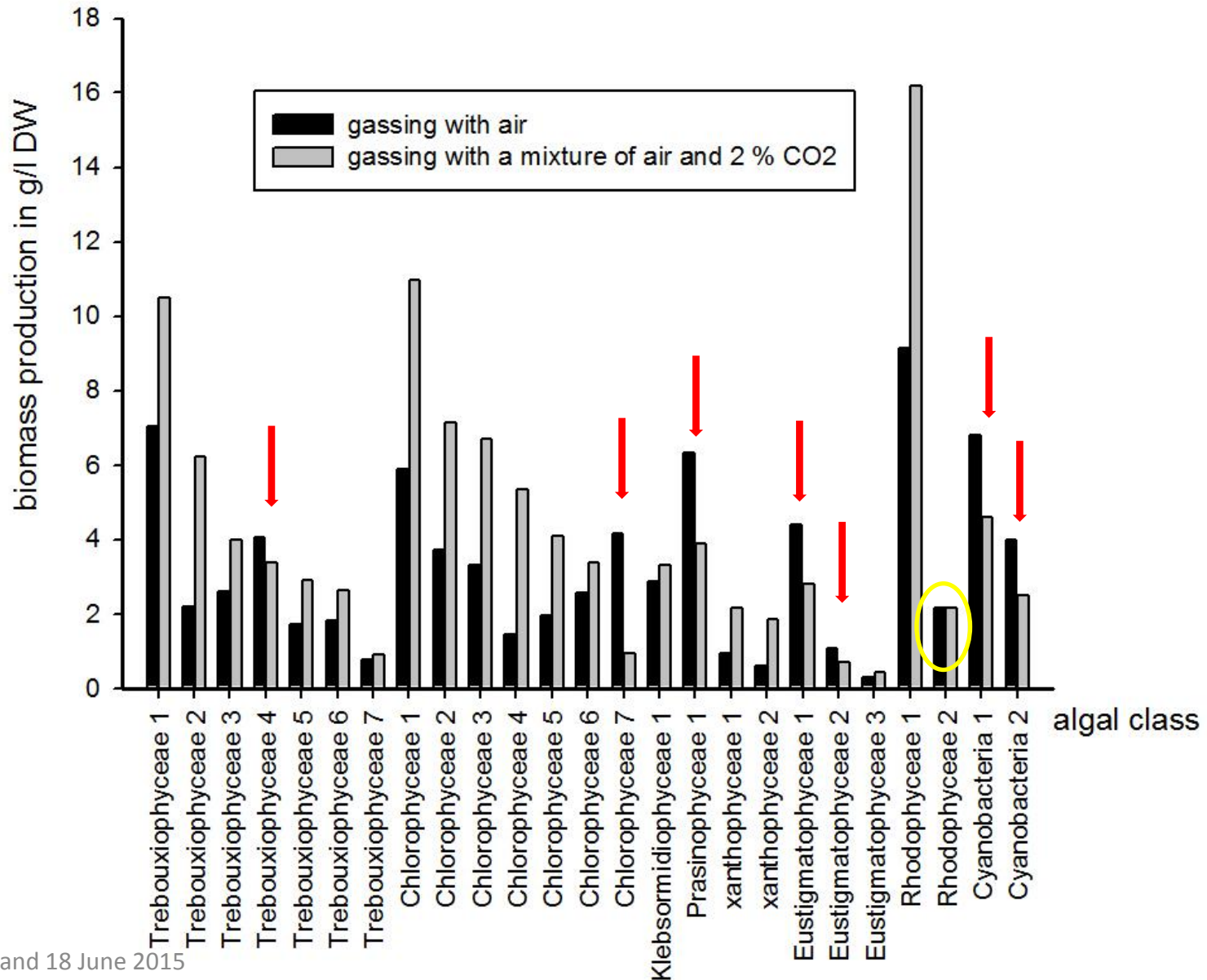

- In this work, 45 cyanobacterial and microalgal strains from five different divisions, eight classes and one unclear taxon were also investigated for their potential use in biomass and biogas production.
- All strains were grown under the same culture conditions to allow an interspecies comparison.
- Our results show that the production of biogas by the investigated microalgal and cyanobacterial strains is highly dependent on both taxonomic division and species.
- The division Chlorophyta contained species that had the highest yield of biogas production.
- Different pretreatments of biomass are required to increase the biogas production

Growth stimulation of microalgae by CO₂ gassing




Culture conditions: 23 days, light/dark cycle: 14 h/10 h, 21 °C .

Growth stimulation of microalgae by CO₂ gassing




Conversion of power plant CO₂ to Biomass



Photosynthesis:

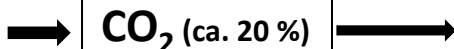


(Sun-) Light



Cultivation of microalgae in bioreactors

CO₂ (ca. 20 %)



Heat (winter)



Power plant

Nutrients



Water




Biomass



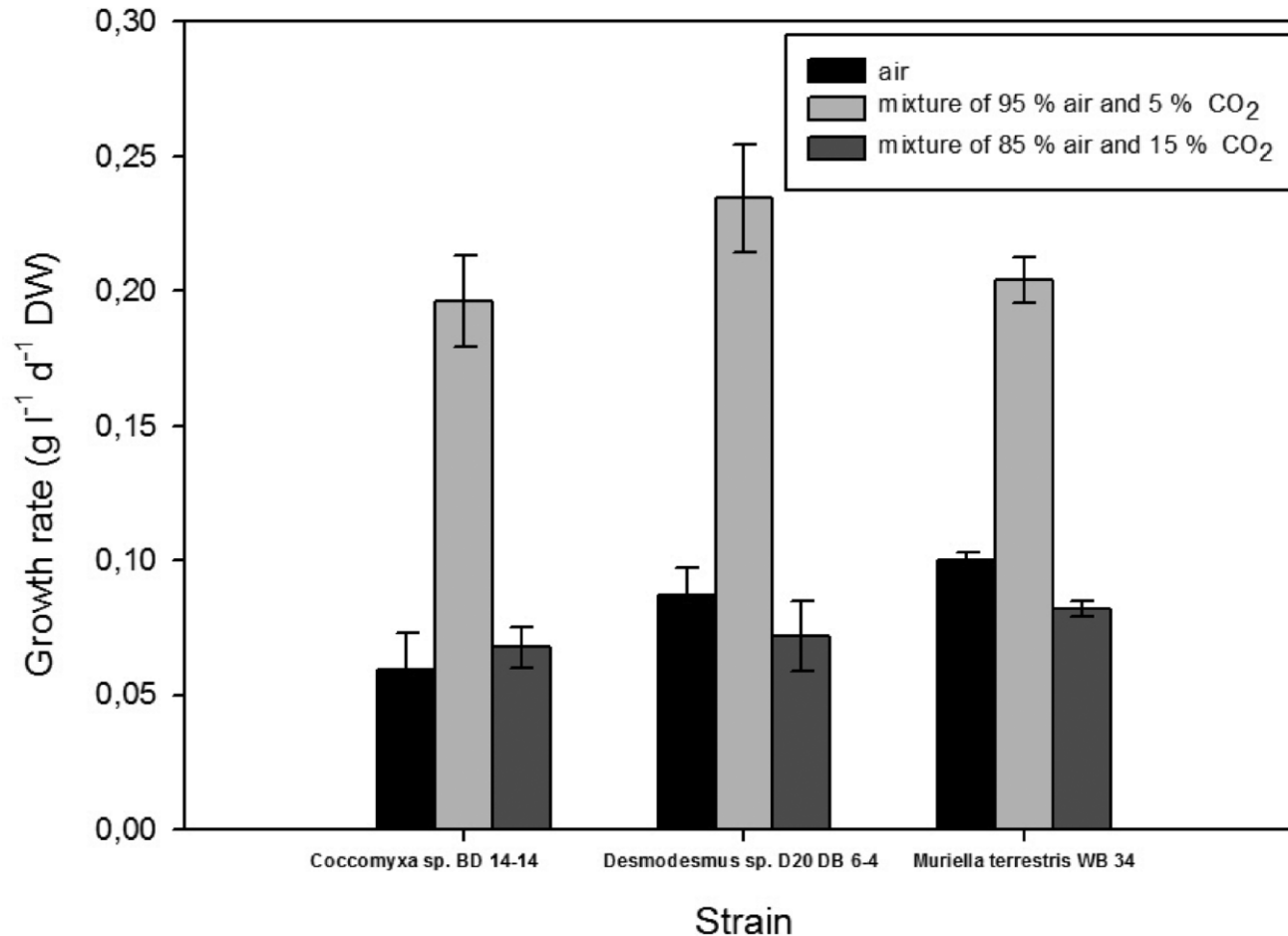
Energy

- Biogas
- Biodiesel
- Bioethanol
- Biomethan
- Biohydrogen


Carbon dioxide absorption capacity of microalgae



Growth rates ($\text{g l}^{-1}\text{d}^{-1}$ DW) of microalgae strains grown by gassing with air or mixtures of 95% air and 5% CO_2 as well as 85% air and 15% CO_2 , respectively.




Carbon dioxide absorption capacity of microalgae




Xanthonema debile SAG 22.89 15% CO₂



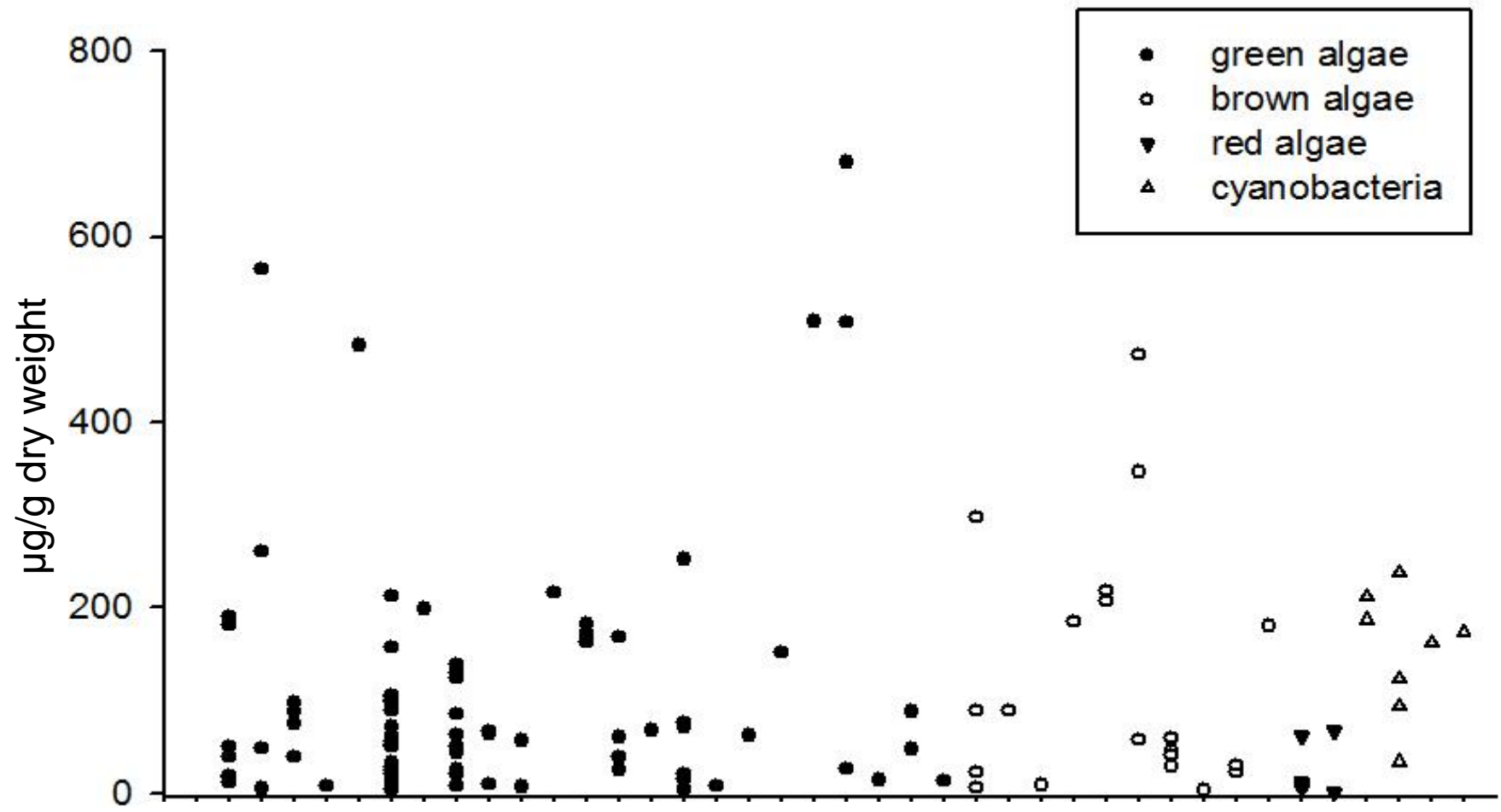
Desmodesmus sp D20DB6-4 15% CO₂




α tocopherol content of microalgae



microalgae grown on standard conditions (standard medium, photoperiod 14:10 h (L:D), 21°C, early stationary phase)



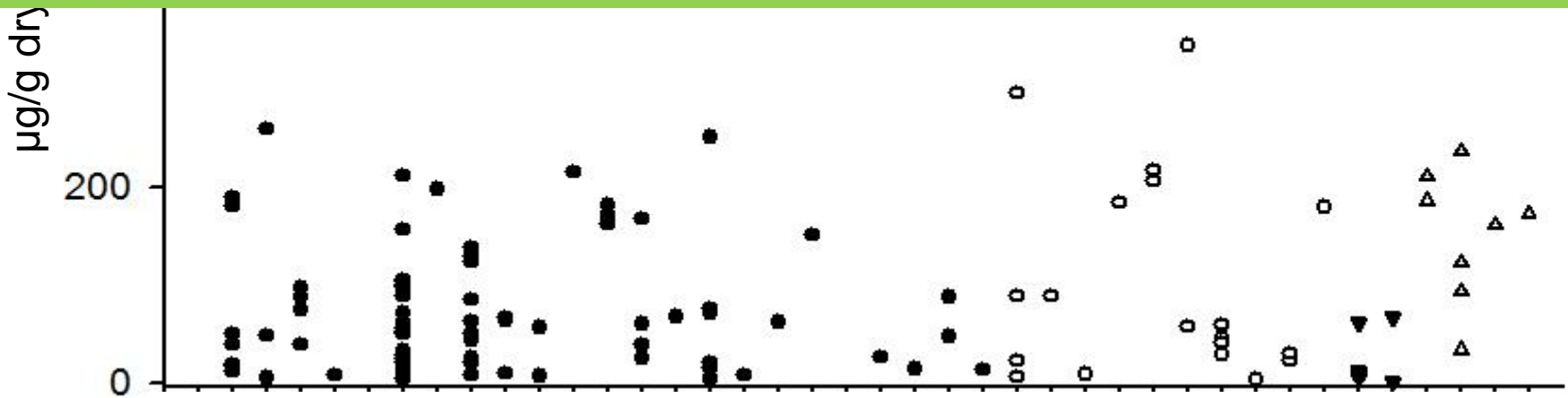
α tocopherol content of microalgae



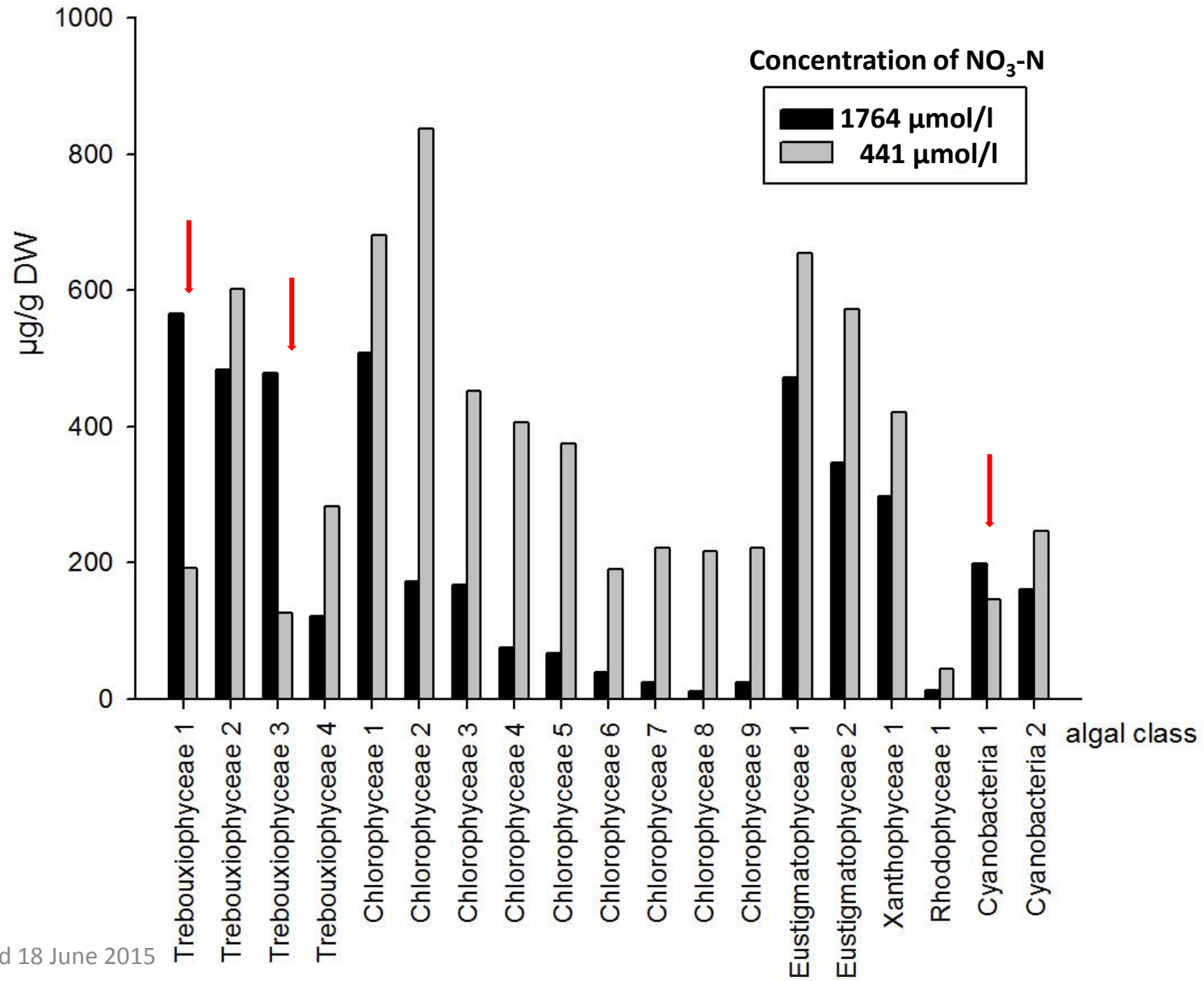

microalgae grown on standard conditions (standard medium, photoperiod 14:10 h (L:D), 21°C, early stationary phase)



The accumulation of α -tocopherol can be increased when culture conditions are optimized (medium with half NO_3^- -N concentration, photoperiod 24:0 h (L:D), 19°C, late stationary phase).
Durmaz Y, (2007). Aquaculture 272: 717-722.



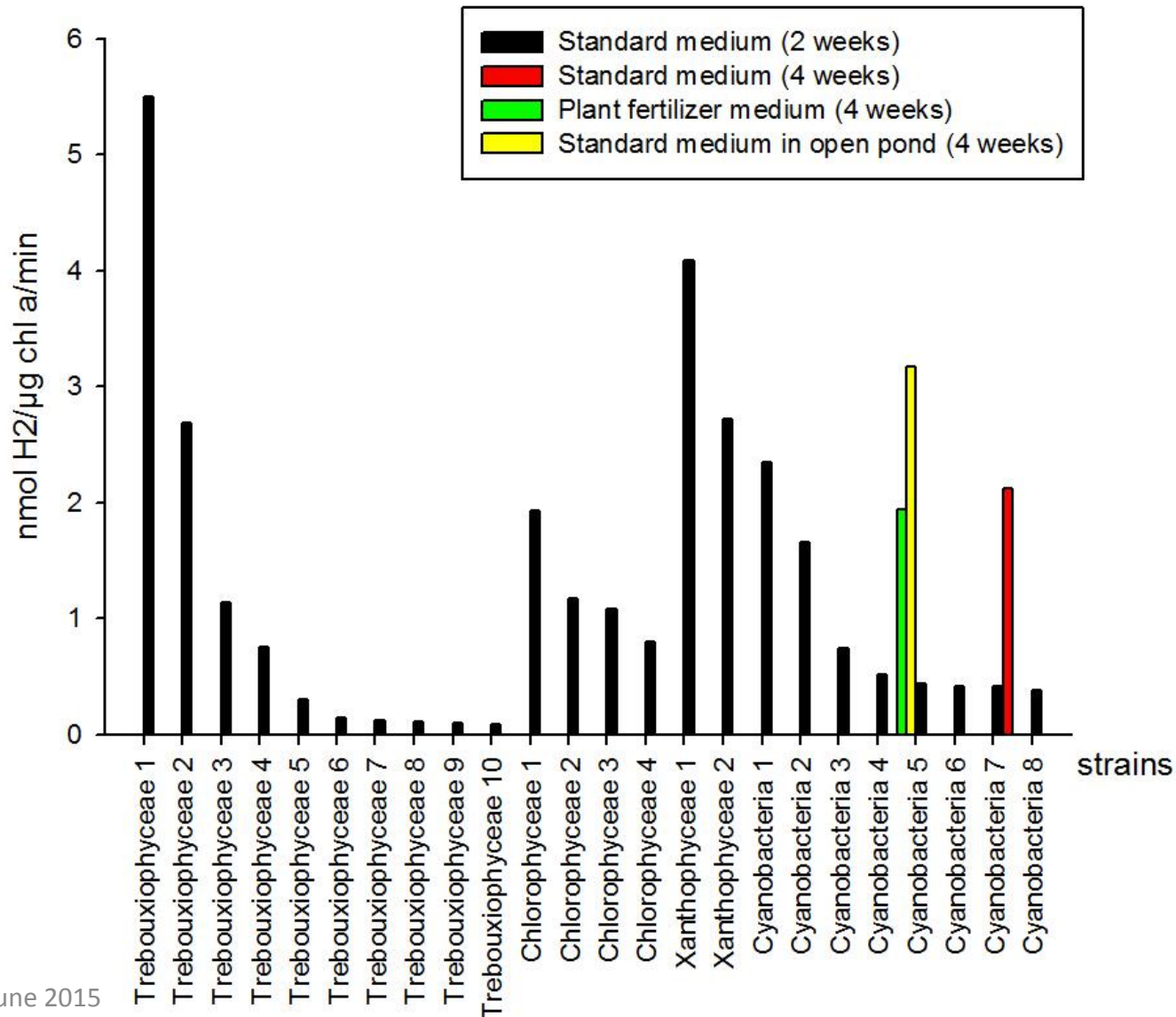

α tocopherol content of microalgae



Antibacterial and antifungal effects

- We investigated 97 microalgae and cyanobacteria for antibacterial and antifungal effects against:
 - *Bacillus subtilis* DSM 10
 - *Escherichia coli* DSM 18039
 - *Pseudomonas fluorescens* DSM 50090
 - *Candida albicans* DSM 1386
 - *Saccharomyces. cerevisiae* S 150–2b ATCC 96686
- The highest bioactive effect obtained was inhibition of 70 % against the gram-positive bacterium *B. subtilis*. The second highest bioactive effect detected was inhibition of 60 % against the gram-negative bacterium *E. coli*.
- bioactive effects have been obtained by compounds extracted with methanol.
- These results reveal that a better part of the bioactive compounds in microalgae and cyanobacteria is hydrophobic and can better be extracted with organic solvents.
- The majority of strains are considered as good candidates for further biochemical and biotechnological analyses in order to characterize and purify novel antimicrobial compounds.



Measurement of hydrogenase activities





• **Fatty acid composition of microalgae and cyanobacteria**

- Differences in the fatty acid composition were observed between the analyzed strains.
- Polyunsaturated fatty acids C18:3 (ALA, GLA), C20:4 (ARA), C20:5 (EPA) and C22:6 (DHA), which are of high nutritional interest were observed in the investigated strains.
- Saturated fatty acids, which are of interest in biodiesel production were also detected in the investigated strains


Energy efficient harvesting technique



Energy efficient harvesting technique



Database



Dokumentenbibliothek

Spirulina

Genus: Spirulina
Species: platensis
Strain number: SAG 21.99
Division: Cyanobacteria
light cycle: 14 hours light, 10 hours dark
Growth temperature: 26°C
Medium: Spirulina
Date of receiving from SAG: 15.6.2009
Send to: Kiwiz (18.08.2009); Tocopherol analysis (24.11.2009)
Comment: no growth, infected with fungi (Aspergillus)
Result: **fatty acid**: C16:0, C18:2, C18:3.
Sequence (Accession Nr.): 16S rRNA (DQ393283) and CpcB and
Literature:
PH Wert:
present cultures: yes



Datei einfügen

Datei exportieren

Chlorophyll a (µg/g) 1936.61 (aceton extraction)

Chlorophyll b (µg/g)

Lutein (µg/g)


Beta carotin (µg/g) 162.65 (aceton extraction)

Neoxanthin (µg/g) 203.77 (Aceton extraction)

Violaxanthin (µg/g)

Zeaxanthin (µg/g) 116.19 (aceton extraction)

Summary



- Microalgae and cyanobacteria are able to generate a large number of economically-interesting substances in different quantities dependent on strain type.
- Compared to crop plants the production of biomass by microalgae and cyanobacteria offers numerous advantages:
 - capability to grow throughout the year
 - noncompetitive cultivation on arable land
 - the use of sea water as medium for marine species
- A few drawbacks in the utilization of microalgae and cyanobacteria biomass as substrate are:
 - low production capacity of biomass
 - actual high costs for their cultivation
 - actual energy inefficient harvesting technique
- Selection of good candidate for the optimizing the processes involved in microalgae and cyanobacteria biorefinery, which produce multiple products and bioenergy from biomass.



Thank you

Sabine Karg, Sandra Pusch

Kompetenzzentrum Biomassenutzung SH

Ocean Pharma GmbH, Sea and Sun Organic

Phyton Energy GmbH, Coastal Research & Management

KIWIZ (Kieler Wirkstoff-Zentrum),

Flensburg University applied sciences (Prof. Born)

Organic Geochemistry (CAU, Prof. Schwark)

Ecophysiology of plants (CAU, Prof. Bilger)

AG Schulz:

Kirstin GuteKunst, Karoline Schreiber, Claudia Marquardt, Tatjana Liese, Susanne Mang,

Heinrich Burgstaller, Lena Göthlich, Yingying Wang, Kevin Nack, Inga Koopmann,

Nadja Schmidhuber

cultures and more

financial support

collaboration

team work

